

WASH IN SCHOOLS

SCHOOL WASH ADVOCACY PROGRAMME

Presented By
Benjamin Lartey
GLONEHDO



PRESENTATION OUTLINE

- Background
- Goal and objectives
- Programme Context
- Areas of Assessment and findings
- Challenges
- Observation
- Recommendations
- Conclusion

BACKGROUND

- Recognition [*Appreciation*] of Right to WASH in Schools.
- Respect [*Adherence*] of Rights to WASH in Schools.
- Response [*Answerable*] to violations of Rights to WASH in Schools.

BACKGROUND CONT.

- ❖ **UN Human Right Council 15/9 2010 Resolution A/ HCR /15/L 14**
- ❖ **UN General Assembly Resolution 64/ 292 – Voted in favor by Ghana**
- ❖ **Key Issues to WASH**
 - ❑ **Right to Safe Drinking Water**
 - ❑ **Right to Basic Sanitation.**

Goal

- to create awareness, increase school authorities and community participation to positively influence quality of WASH service delivery and facilities provision at all level in schools nationwide

Objectives

- to strengthen Awareness of Rights to WASH (in Schools) and strengthen skills and attitude in engaging in rights advocacy.
- to engage PTA/SMC, GES/Education Directorate, AMA/Sub-metros, MLGRD, MWRWH, Parliamentary sub-committees on the prioritization of School WASH facilities.
- to provide school and community advocacy teams adequate information to participate in meaningful interactions with WASH Sector stakeholders.

PROGRAMME CONTEXT

- ***Programme*** – WASH In Schools
- ***Project*** – School WASH Advocacy
- ***Strategy***- Assessment of School WASH Facilities and Service Provision in Schools.
- ***Methodology***- School Score Card
- ***Targets*** – Basic Schools in Accra Metropolis

SELECTED SCHOOLS FOR SCHOOL SCORE CARD

#	Name of School	Sub Metro	Total Population	No. of Boys	No. of Girls
1	Bubuashie 1 Primary	Okaikoi South	292	120	172
2	Da- Awaltu Islamic	Ablekuma Central	251	121	130
3	Kanda Estate 1 J.H.S	Ayawaso East	99	42	57
4	Liberty Avenue 1-4 Primary	Osu Klottey	256	117	139
5	Mamprobi Ebenezer 4 J.H.S	Ablekuma South	235	108	127
6	Accra Sempe Primary	Ashiedu Keteke	255	120	135
TOTAL	6	6	1372	628	760

AREAS OF ASSESSMENT






THE SCHOOL SCORE CARD [SSC] PHASES:

- Phase I: Planning and Mobilization
- Phase II: Conducting the Score Card with Schools
- Phase III: Communicating findings to selected stakeholders
- Phase IV: Drawing Action Plans with Selected Schools WASH Advocacy groups, Community WASH Advocacy groups and school authorities.
- Phase V: Action Plan Implementation and Monitoring and Evaluation (M&E)

TEMPLATE GUIDE FOR SCORING

AREAS FOR ASSESSMENT	INDICATORS			
	<i>AVAILABLE</i>	<i>ACCESSIBLE</i>	<i>ADEQUATE</i>	<i>ACCEPTABLE</i>
<i>WATER</i>	Are there sufficient water points at the right places for all needs (drinking water, Handwashing, anal cleansing and cleaning)	Is water accessible where needed at all times?	Are drinking water points properly accessible, properly used and adequately maintained?	Is the water acceptable (smell, taste and appearance)
<i>TOILET</i>	Are there toilets situated in the right places?	Are the toilets appropriate and accessible for children	Are there sufficient toilets for use by males, females and children with disability	Are the toilets hygienic to use and easy to clean?
<i>REFUSE</i>	Are refuse stored in bins with fitting cover?	Are bins located in each classroom or at vantage points on the compound?	Are there adequate bins and other equipment for managing solid waste?	Is the refuse disposed of regularly and at an authorized place?
<i>HYGIENE</i>	Are school facilities designed to be easily and hygienically used and maintained?	Are school facilities maintained so as to be easy to use hygienically?	Are school facilities adequate to actively promote hygiene?	Do children know how to correctly use the toilet and water points so to be able to wash their hands correctly?

TEMPLATE FOR SCORING

Dates of Scoring :	RIGHT TO WASH FACILITY IN SCHOOLS			Total school population:	
	SCORING CARD			No. of Boys:	
	Scoring for :			No. of Girls:	
	Name Of School:				
	Sub Metro: Circuit:				
RIGHT INDICATORS	YES 	SOMEHOW 	NO 	Facial Expression Grading	
Ready for use [Available]					
Reachable [Accessible]					
Enough for use [Adequate]					
Required Standard [Acceptable]					

YES : You Agree with content for Scoring

SOMEHOW: You partially agree with content for Scoring

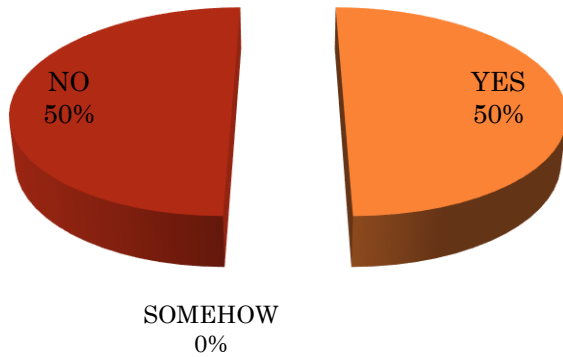
NO: You Disagree with content for Scoring

FINDINGS

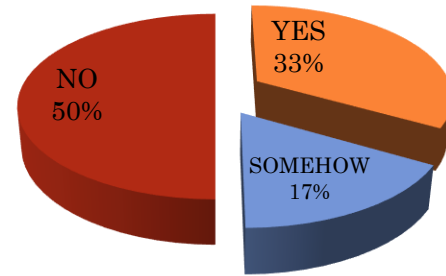
AGGREGATED DATA FOR WATER FROM THE SIX SELECTED SCHOOLS

RIGHT INDICATORS	YES	SOMEHOW	NO	Facial Expression Grading
Ready for use [Available]	3 Schools (50%)		3 schools (50%)	Values expressed in percentage
Reachable [Accessible]	3 schools (50%)		3 schools (50%)	
Enough for use [Adequate]	2 schools (33%)		4 schools (66%)	
Required Standard [Acceptable]	2 schools (33%)	1 school (17%)	3 schools (50%)	

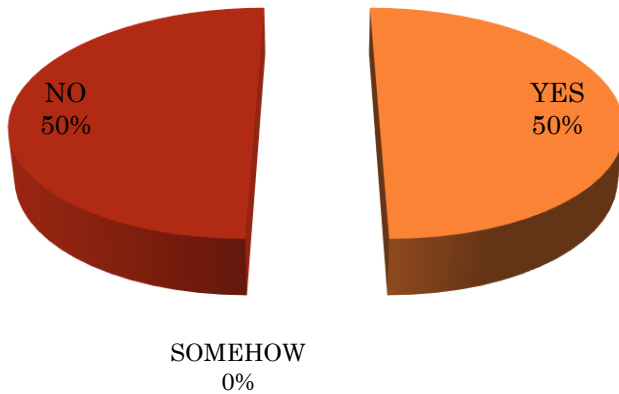
Available [Ready for Use]



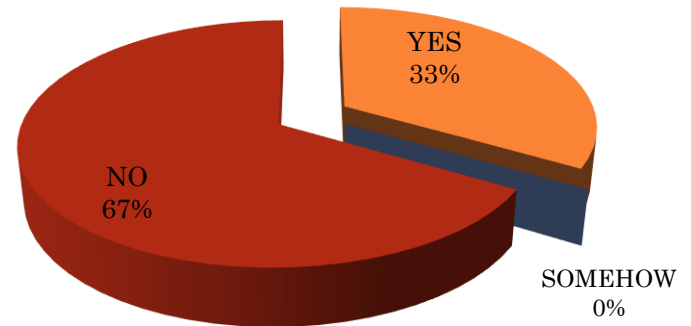
Acceptable [Required Standard]



Accessible [Reachable]



Adequate [Enough for Use]



WATER SITUATION IN SCHOOLS

- 50% of the Schools don't have access to portable water.
- 25% have shared water sources. (This implies that schools fetch water from taps in other schools nearby or on the same compound)
- 25% have reliable water sources. (This implies there is consistent flow of water)
- 50% of the six schools' populations do not have access to water.

The challenges of those who have water include:

- High water bills for the Schools.
- Disconnection of water source due to lack of funds to pay water bills.
- Irregular flow of water and limited capacity to store water.

The challenges of those without water include

- Percentage loss of pocket money for drinking water on the part of pupils in schools without water connection.
- Lack of proper hygiene practices in the schools due to inadequate water.
- Frequent loss of instructional hours by girls especially during their menstrual periods
- Need to look for water to carry out WASH practices

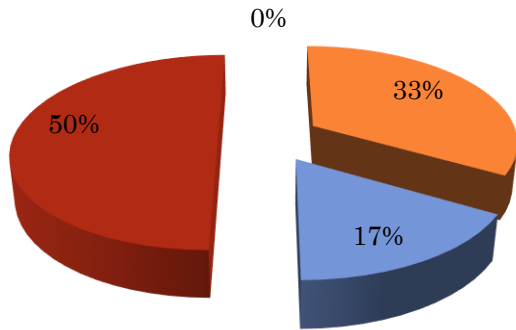
SCORE FOR TOILET

AGGREGATED DATA SCORE FOR TOILET FOR THE SIX SELECTED SCHOOLS

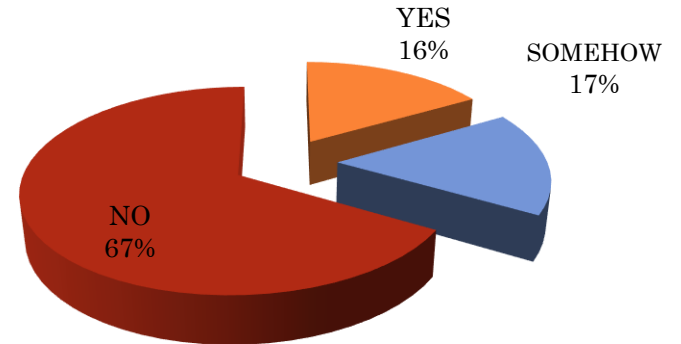
RIGHT INDICATORS	YES	SOMEHOW	NO	Facial Expression Grading
Ready for use [Available]	2 Schools (33%)	1 School (17%)	3 Schools (50%)	Values expressed in percentage
Reachable [Accessible]	2 Schools (33%)	1 School (17%)	3 schools (33%)	
Enough for use [Adequate]	1 school (17%)		5 schools (50%)	
Required Standard [Acceptable]	1 school (17%)	1 school (17%)	4 schools (66%)	

Available [Ready for use]

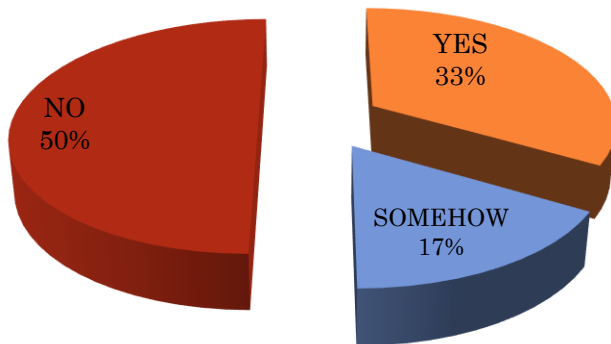
YES SOMEHOW NO



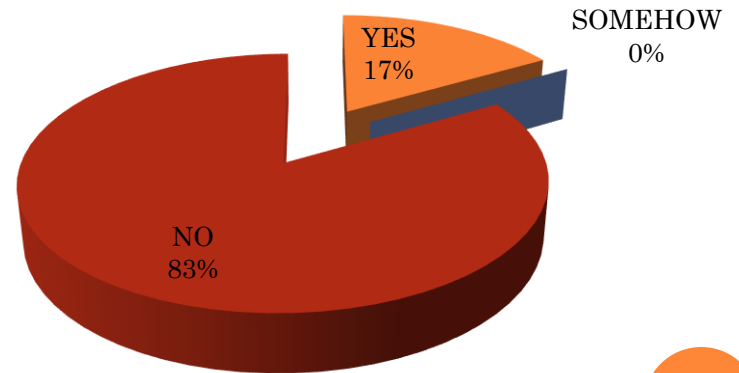
Acceptable [Required Standard]



Accessible [Reachable]



Adequate [Enough for Use]



TOILET SITUATION IN SELECTED SCHOOLS

- 33% of the Schools don't have access to toilet.
- 67% have toilet facilities but even that, they are inadequate.
- 17% of the pupils have no access to the toilet facilities due to the deplorable and unhygienic conditions in which they are.
- 50% of teachers do not have access to toilet facilities hence affecting teaching and learning.
- 50% of instructional hours are lost owing to non-availability toilet facilities (In conversation with Teachers)
- The inadequacy of toilet facilities in the schools leads to child delinquency.
- Lack of maintenance of toilet facilities to disconnection of water.

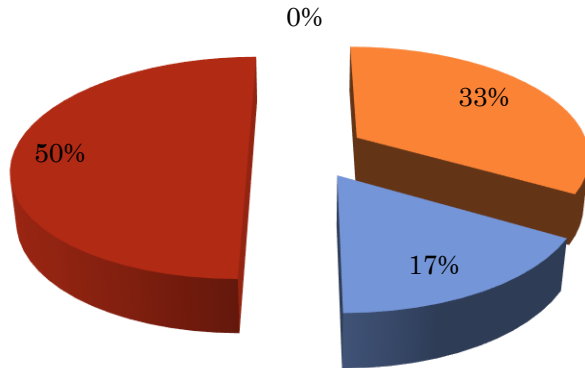
SCORE FOR HYGIENE

AGGREGATED DATA SCORE FOR HYGIENE FOR THE SIX SELECTED SCHOOLS

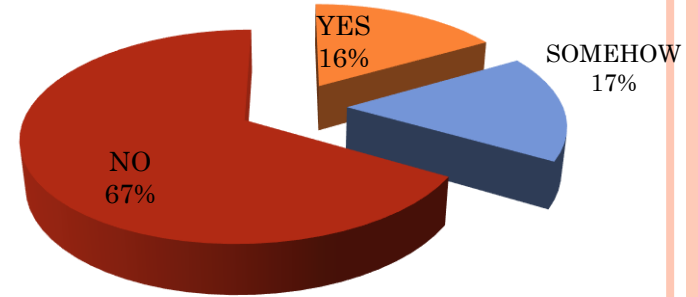
RIGHT INDICATORS	YES	SOMEHOW	NO	Facial Expression Grading
Ready for use [Available]	2 Schools (33%)	1 School (17%)	3 Schools (50%)	Values expressed in percentage
Reachable [Accessible]	2 Schools (33%)	1 School (17%)	3 schools (33%)	
Enough for use [Adequate]	1 school (17%)		5 schools (50%)	
Required Standard [Acceptable]	1 school (17%)	1 school (17%)	4 schools (66%)	

Available [Ready for use]

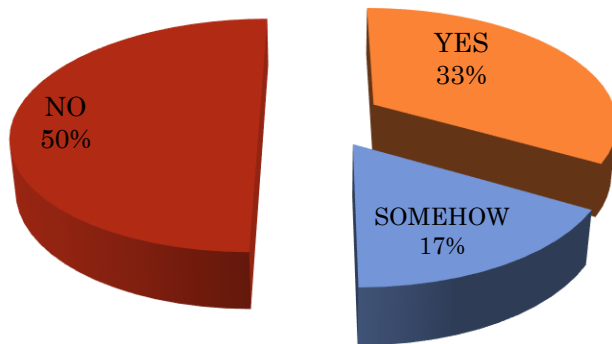
■ YES ■ SOMEHOW ■ NO ■



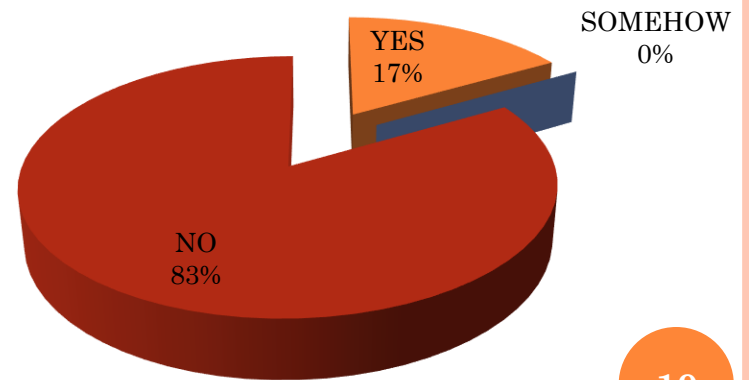
Acceptable [Required Standard]



Accessible [Reachable]



Adequate [Enough for Use]



HYGIENE SITUATION IN SELECTED SCHOOLS

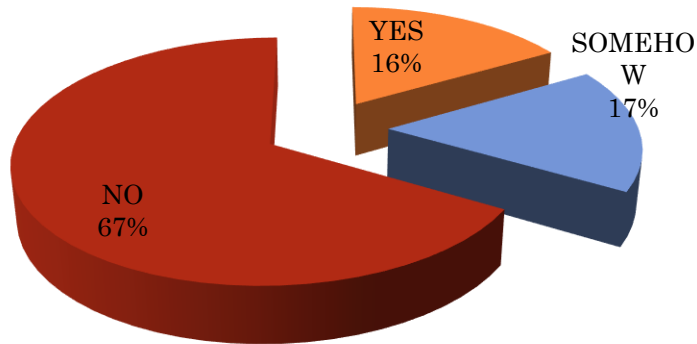
- High rate of indiscriminate open defecation and urination on the various school compounds.
- Indecent exposure of female pupils during the process of attending to nature's call in the open.
- Indecent exposure on the part of teachers.
- Non-segregated Urinals for both teachers and pupils.
- Inadequate funds to dispose of waste or dislodge liquid waste.

SCORE FOR REFUSE

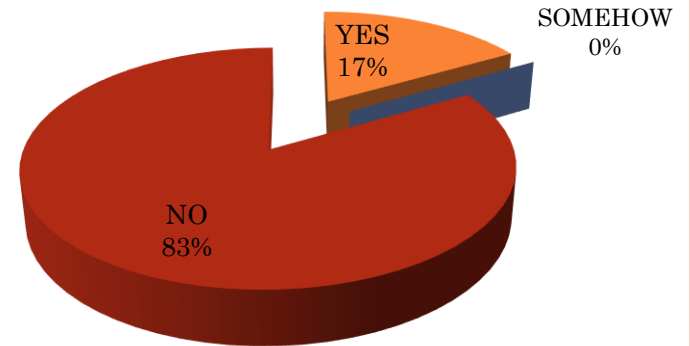
AGGREGATED DATA SCORE FOR REFUSE FOR THE SIX SELECTED SCHOOLS

RIGHT INDICATORS	YES	SOMEHOW	NO	Facial Expression Grading
Ready for use [Available]	1 School (17%)	1 School (17%)	4 Schools (64%)	Values expressed in percentage
Reachable [Accessible]	1 School (17%)		5 Schools (83%)	
Enough for use [Adequate]	1 School (17%)		5 Schools (83%)	
Required Standard [Acceptable]	1 School (17%)		5 Schools (83%)	

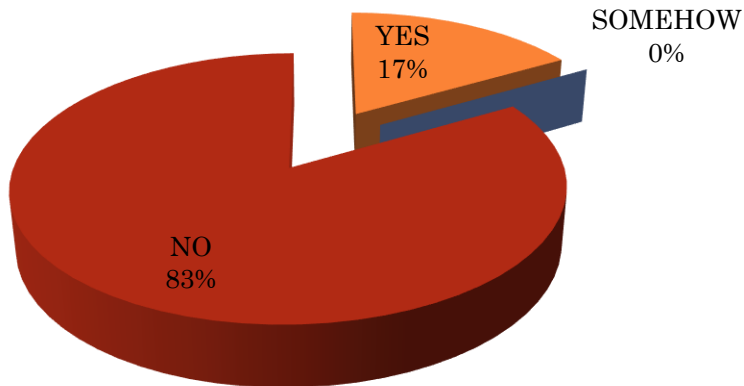
Available [Ready for Use]



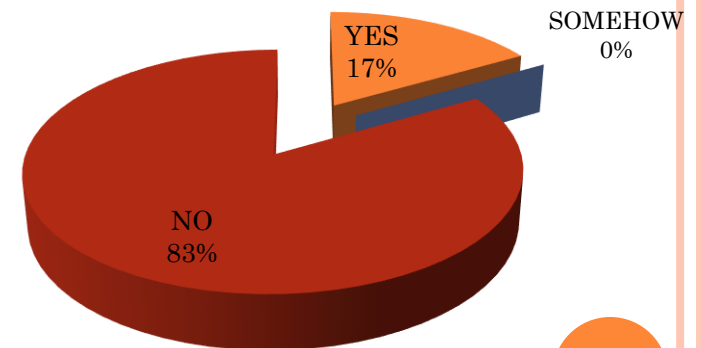
Acceptable [Required Standard]



Accessible [Reachable]



Adequate [Enough for Use]



REFUSE SITUATION IN SELECTED SCHOOLS

- Lack refuse dump Site in schools or closer to schools
- Indiscriminate dumping of garbage on the school compounds at night by dishonest community dwellers.
- Huge heaps of refuse on some school compounds resulting into environmental degradation.
- Burning of refuse on the various compounds due to lack of funds to dispose of refuse leading to environmental pollution.
- Inadequate bins to dispose or collect waste generated in the respective schools.

BASIS FOR SCHOOL WASH STATISTICS

- To establish the total number of children in the six selected schools whose right needs to be upheld.
- Thus;
 - Percentage of aggregated score for indicators by the Total population of selected schools
- To support the demand for Recognition, Respect and Reaction to Rights to Water and Sanitation in Schools.

STATUS WASH FACILITIES IN SCHOOLS



TOILET

- 457- Children don't have toilet ready for use thus go out of school to attend to nature's call
- 686- Children can't access toilet in school due to irregular water flow, non-functionality, and poor state of toilet in schools
- 686- children struggle for use of toilet in school due to limited stalls in most school toilets as well as stall structures.
- 457- children do not feel comfortable using toilets in school due to poor maintenance of school toilets.

WATER

- **686 - school children are without water** [thus no pipe connection to schools]
- **686 - school children don't have water available** [travel outside their school for water]
- **686 - don't have access to water** [daily activities- flushing of toilet and handwashing]
- **909 - Schools don't have adequate water**
 - [they share with other schools]
- **686 - Schools don't enjoy acceptable water**
 - [they use sachet water which is accounted as unsafe]

HYGIENE

686- Children don't enjoy reliable hygiene facilities in their schools i.e. soap and rolls

688- children can't access quality hygiene facilities and services –handwashing basins

1138 - children don't have adequate hygiene facilities and services to practice proper hygiene-few handwashing stands

909- children are using unacceptable hygiene facilities and services as required by G.E.S standards

REFUSE

- 909- Schools don't use dust bins for waste collection encouraging littering in school
- 1138 - schools don't have access to facilities and services to practice waste segregation
- 1138 - school population cannot be supported with current refuse facilities and services-level of waste generation on daily basis.
- 1138- school children are not addressing solid waste management in an accepted manner-burning of refuse.

CHALLENGES

- Fear of victimization on the part of school children and teachers for speaking out on WASH issues.
- Long bureaucratic process of seeking redress for improving poor WASH facilities

OBSERVATIONS

- Low level of participation of P.T.A and S.MC to advocate for improved WASH facilities and services in schools
- Inadequate monitoring of WASH facilities and service by school authorities i.e.. Circuit Supervisors, Heads of Schools and SHEP Coordinators
- Lack of Community Participation in the Provision and maintenance of WASH Facilities

RECOMMENDATIONS

- Stakeholders must demand from the newly established Water and Sanitation Ministry, a place in the WASH Budget to improve WASH facilities and services in schools.
- Ghana Education Service must lead the campaign on the supervision, operation and maintenance of WASH facilities in schools
- Parent Teachers Association and School Management Committee's must own up to their responsibilities as watchdogs on WASH services and facilities in schools
- CONIWAS as the national CSO in the **WASH** Sector must lead the campaign to uphold the Rights to WASH in schools.

CONCLUSION

The saying 'The Child Cannot Wait' is a valid statement that needs no argument. Children require a smooth and enabling learning environment to excel, the provision of quality WASH services and facilities play a vital role.

We as stakeholders gathered here **CANNOT** wait but support and sustain their CALL for WASH FACILITIES AND SERVICES IN SCHOOLS